


Muse Brass

 Muse Sounds Edition

Muse Brass

 Muse Sounds Edition

The **Muse Brass** library is crafted exclusively for the Muse Sounds engine by the Muse Sounds team and carefully optimised for playback from notation.

By creating our Muse Libraries in-house, the Muse Sounds team has managed to keep tight controls over how the instruments are sampled with the exact design purpose of superior playability from notation.

Muse Brass contains both orchestral solo and ensemble brass.

Instruments Included

Bass Trombone
Cimbasso
French Horn
French Horns a6
Trombone
Trombones a3
Trumpet
Trumpets a4
Tuba

Key Articulations (not available in all instruments)

Advanced Legato: Ensures smooth, connected notes during regular playing.

Fast Runs Mode: Triggered for notes played in quick succession.

Marcato

Mute: sustain, staccato and staccatissimo

Staccato and staccatissimo

Trill - minor 2nd and major 2nd

Special Effects (not available in all instruments)

Cluster

Fall

Flutter

Plop

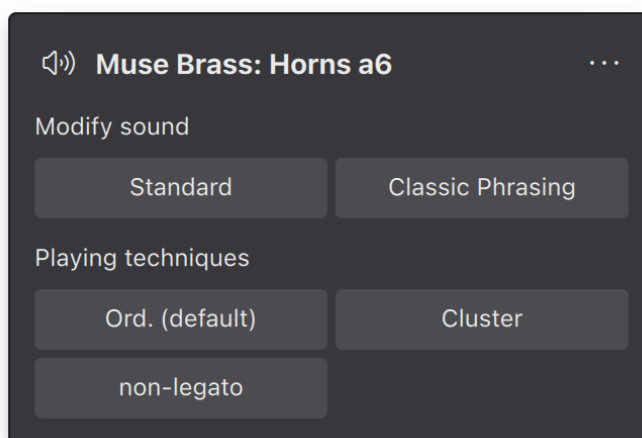
Rip

Scoop

Shake

Accessing Playing Techniques in MuseScore

Many of the playing techniques in MuseScore Studio are accessible through the **Staff Text** feature. To apply a playing technique, first select the starting note for the technique, then assign Staff Text to it. Next, click on the speaker icon above the staff of the assigned note to open the Playing Techniques menu. From there, you can select the desired playing technique. If there are more than eight techniques available, you may need to scroll to see all options.




Trombones a3 - Cluster is accessible with the Staff text menu or by writing "cluster" in the text, all notes until the next text instruction will play back using this articulation. You can optionally hide this text if you don't want it visible in the printed score.

Flutter (flutter tonguing) is accessible by adding unmeasured tremolo to a note.

Fall, plop, rip and scoop are accessible by assigning notes with their corresponding symbols from the "Arpeggios & glissandos" palette in MuseScore Studio.


Muse Brass

 Muse Sounds Edition

Trumpet Shakes are accessible with the Staff text menu or by writing "shake" in the text, all notes until the next text instruction will play back using this articulation. You can optionally hide this text if you don't want it visible in the printed score.

Playback Details

By default, the brass play back with legato. For phrases where individual notes are faster, the playback automatically switches to a special "Fast" mode, mimicking real-life player techniques.

 Tip: For faster writing, consider using shorter, more defined samples, such as marcatos or staccatos. By writing "marcato" in the text, all notes until the next text instruction will play back using this articulation. You can optionally hide this text if you don't want it visible in the printed score. If you need additional speed or dexterity, give this a try!

The sustains are sampled in up to three dynamics, from pp to ff, and smoothly morph between them to produce realistic crescendos and decrescendos. For short notes, there are up to eight repetition samples, enhancing realism during repeated notes.

About Muse Sounds

Muse Sounds is a new label of high quality playback instruments for MuseScore Studio and StaffPad.

Painstakingly recorded and edited specifically for the custom and revolutionary playback engine that powers these applications, they are capable of rendering incredibly lifelike results which breathe realism and emotion into your compositions.

Muse Brass

 Muse Sounds Edition

The first releases from Muse Sounds cover the symphony orchestra, choral voices and essential guitars. These beautifully crafted instrument packs are available exclusively in Muse Hub, many of which are free.

Thank you for supporting Muse Sounds!