


# Spitfire Chamber Strings

 Muse Sounds Edition

---

# Spitfire Chamber Strings

 Muse Sounds Edition

---

The **Spitfire Chamber Strings - Muse Sounds Edition** is crafted exclusively for the Muse Sounds engine: derived from the Spitfire Audio library of the same name and carefully optimised for playback from notation.

This edition features a smaller string ensemble that gives more detail and focus than the larger Spitfire Symphonic Strings. It uses the same single mixed microphone position, capturing the ambience and reverberation of the beautiful AIR Lyndhurst Hall in London.

## Instruments Included

Violins 1

Violins 2

Violas

Celli

Basses

## Key Articulations

Advanced Legato: Ensures smooth, connected notes during regular playing.

Fast Runs Mode: Triggered for notes played in quick succession.

Unmeasured Tremolo including Sul Pont and Con Sord variations.

Staccatos and Staccatissimo

Automatic Sample Switching: Automatically switches between staccato, staccatissimo, and spiccato samples depending on playing speed.

Marcato

Trills: up to a perfect 4th

Harmonics: Sustained and staccato.

Pizzicato: Includes snap (Bartók) pizzicato.

Col Legno

# Spitfire Chamber Strings

 Muse Sounds Edition

---

## Special Effects

Disco falls

Sul Tasto: Sustained

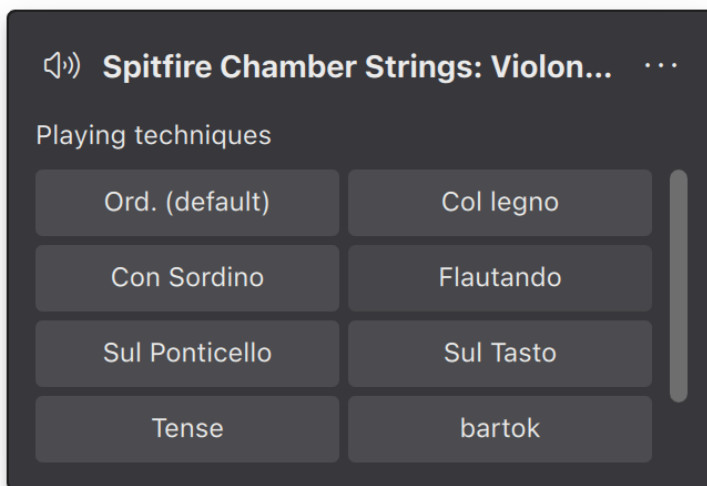
Flautando: Sustained

Sul Ponticello: Sustained and tremolo

Con Sord (with mute): Sustained and staccato

Senza Vibrato (without vibrato): Sustained.

## Accessing Playing Techniques in MuseScore



Many of the playing techniques in MuseScore Studio are accessible through the **Staff Text** feature.

To apply a playing technique, first select the starting note for the technique, then assign Staff Text to it. Next, click on the speaker icon above the staff of the assigned note to open the Playing Techniques menu. From there, you can select the desired

playing technique. If there are more than eight techniques available, you may need to scroll to see all options.

## Playback Details

By default, these strings play back with a moving legato. For phrases where individual notes are faster than 100ms, the playback automatically switches to a special “Fast” mode, which blurs the sound, mimicking real-life player techniques.


The sustains are sampled in up to three dynamics, from pp to ff, and smoothly morph between them to produce realistic crescendos and decrescendos. For short notes, there are up to eight repetition samples, enhancing realism during repeated notes.

# Spitfire Chamber Strings

 Muse Sounds Edition

---

The Sul Tasto and Flautando articulations provide an incredibly delicate, airy texture and are worth exploring - they work particularly well for high chords, or long evolving sustained notes.

 Tip: For faster writing, consider using shorter, more defined samples, such as marcatos or staccatos. By writing "marcato" in the text, all notes until the next text instruction will play back using this articulation. You can optionally hide this text if you don't want it visible in the printed score. If you need additional speed or dexterity, give this a try!

## About Muse Sounds Editions

Muse Sounds Editions are exclusively created editions of sample libraries, designed to work with the Muse Sounds Engine, found inside MuseScore Studio and StaffPad.

These editions are derived from the same content, but are not compatible with Kontakt or VST versions of the same library.

The Muse Sounds concept is to distill the technical and sonic achievements of complex, vast sample libraries, which were often created to be triggered via complex MIDI programming, into a simple, musical and intuitive experience for composers who work with notation.

The Muse Sounds team is proud to work with prestigious sample developers, and to bring these beautiful sounding creations to life for the notated page.

Thank you for supporting Muse Sounds!