

Piano2Notes User Guide

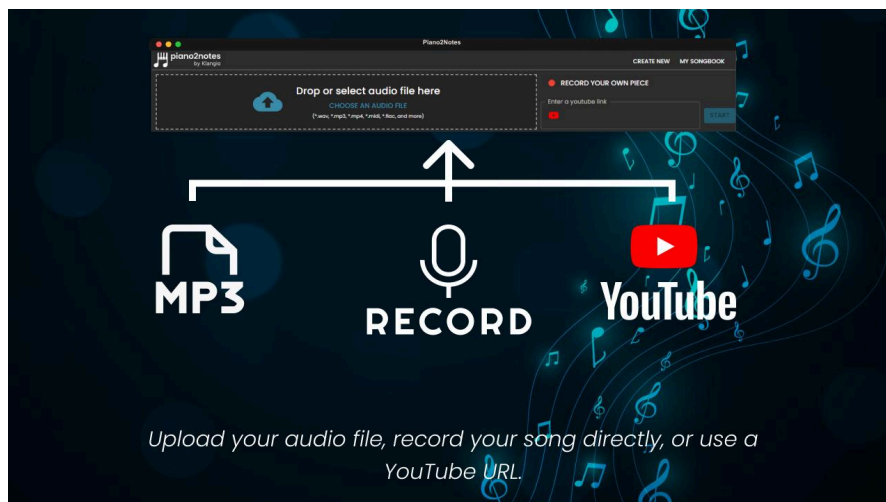
Introduction

Piano2Notes helps pianists, educators, and composers transcribe piano music into accurate sheet music. Upload recordings, live performances, or YouTube links, and let Piano2Notes turn your music into professional transcriptions.

1. Upload or Record Your Music

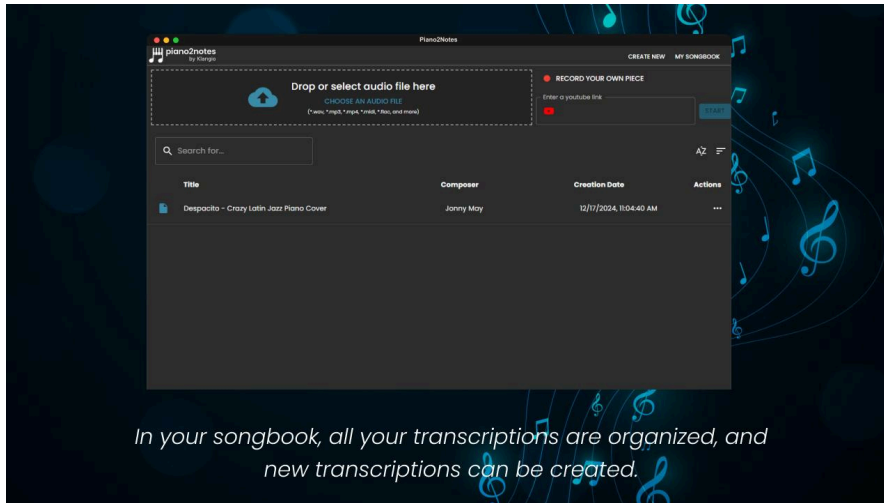
Start by inputting your music through three flexible methods:

- **Upload an audio file** (supports `.mp3`, `.wav`, `.mp4`, and more).
- **Record live** directly within the app.
- **Paste a YouTube URL** to transcribe online videos.



2. Organize Your Transcriptions

Your transcriptions are stored in the **Songbook**. Here, you can organize, create new transcriptions, and search for existing ones.

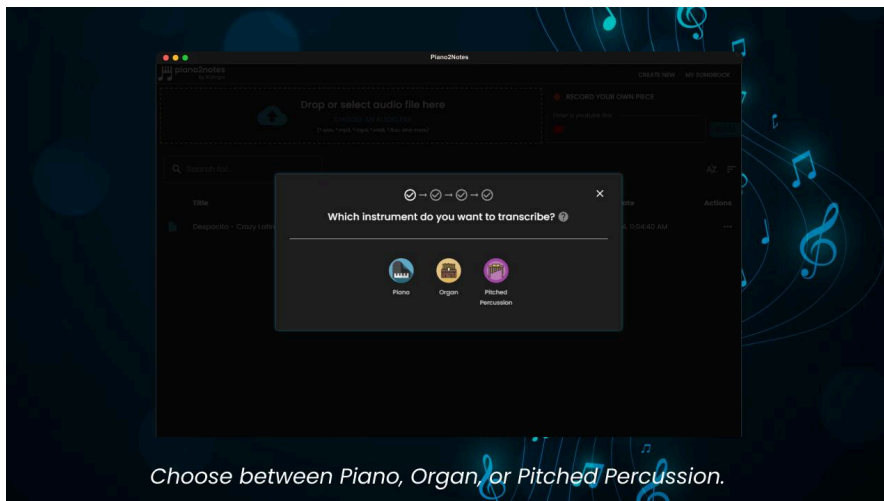


- Track each piece by **Title**, **Composer**, and **Creation Date**.

3. Choose Your Instrument

Piano2Notes allows you to select the instrument for transcription. Supported instruments include:

- **Piano**
- **Organ**
- **Pitched Percussion**

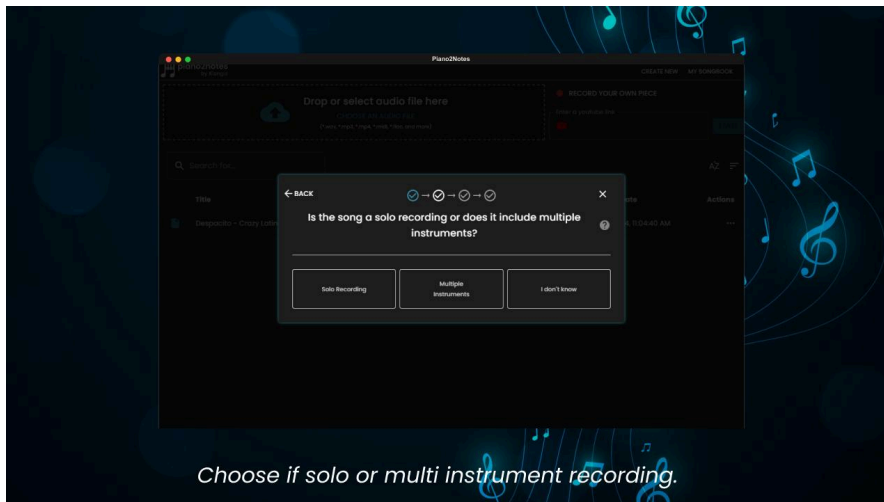


Select the instrument that matches your recording.

4. Identify Recording Type

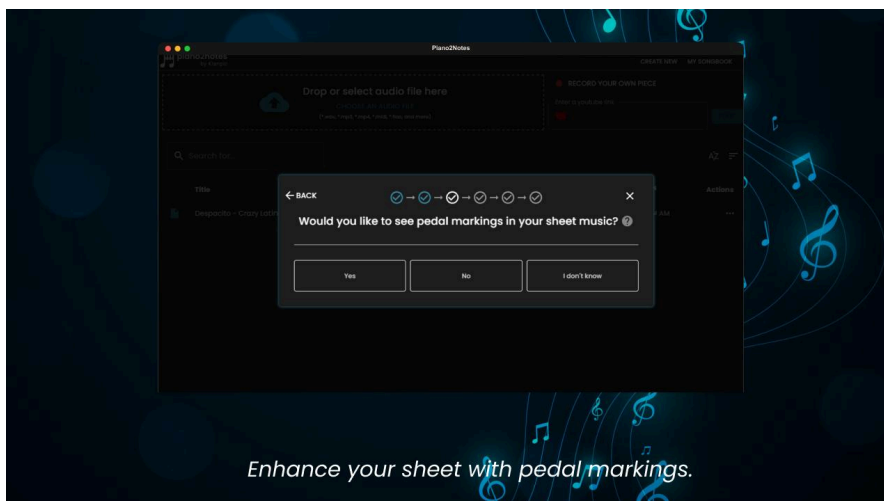
Specify whether the recording is:

- A **Solo Recording** (single instrument).
- Contains **Multiple Instruments**.
- If unsure, choose **I don't know**.



5. Add Pedal Markings

Enhance your transcription with pedal markings if they were used in your performance.



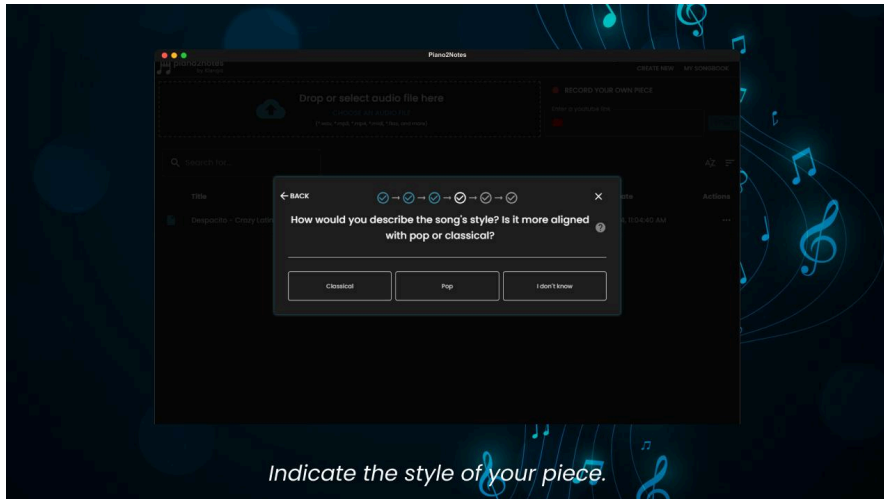
Steps:

1. Select **Yes** to include pedal markings.
2. If no pedal was used, select **No**.

6. Specify the Style

Indicate whether the song aligns more with:

- **Classical**
- **Pop**
- Choose **I don't know** if unsure.

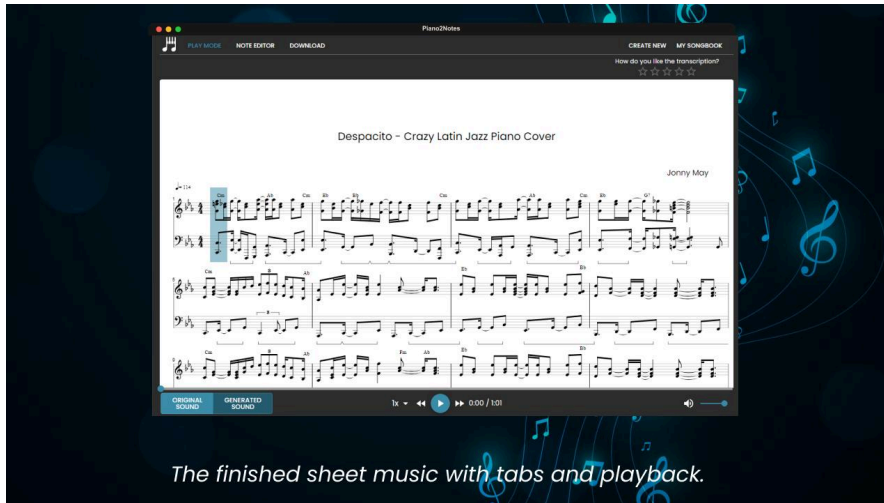


This helps Piano2Notes optimize transcription for the chosen style.

7. View the Final Transcription

Once processed, the finished transcription includes:

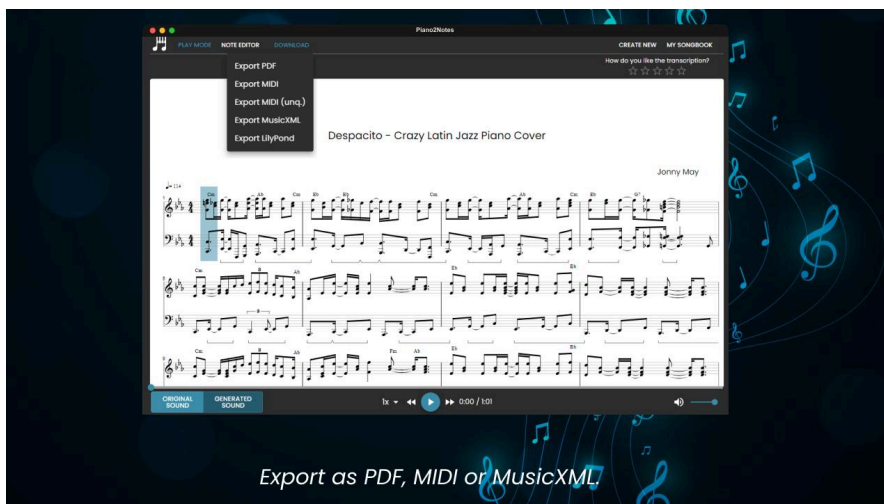
- **Standard notation** for piano.
- **Playback options** to listen to the **original sound** and **generated sound**.



8. Export Your Transcription

Export your transcription in multiple formats for use in other software:

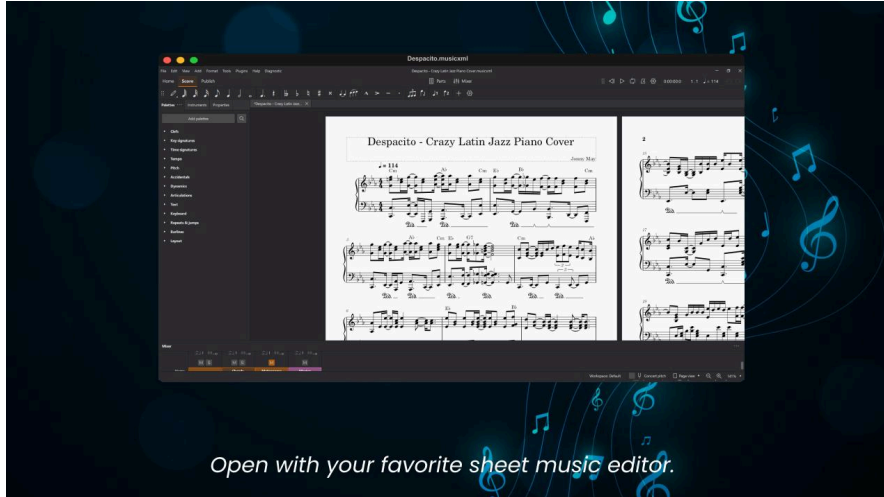
- **PDF**
- **MIDI**
- **MusicXML**
- **LilyPond**



1. Click **Download** and choose your desired format.

9. Open with Sheet Music Editors

Piano2Notes exports transcriptions compatible with all major sheet music editors, such as MuseScore.



Open with your favorite sheet music editor.

Conclusion

Piano2Notes combines powerful AI technology with a user-friendly interface to provide professional piano transcriptions. Whether you're transcribing solo pieces, complex recordings, or popular covers, Piano2Notes ensures precision and flexibility.

 **Transform your music into sheet music today with Piano2Notes!**

Enjoy transcribing! 🎵